

Active Travel Passport


How to get Active Travel Passports going at your school...

1




Print or photocopy your Active Travel Passports

2




Stamp your school name on the back and laminate

3



Attach the passport to a Ride2School lanyard and give one to each student. (Contact Ride2School for free lanyards!)

4



Write the student's name on the passport with a permanent marker

5



Nominate 'clickers'—students responsible for clicking the passports each day

6



Offer prize incentives (e.g. complete passports go into a draw to win a prize)

←											😊
1											31
2											30
3											29
4											28
5											27
6											26
7											25
8											24
9											23
10											22
11	Name.....										21
12	13	14	15	16	17	18	19				20

←											😊
1											31
2											30
3											29
4											28
5											27
6											26
7											25
8											24
9											23
10											22
11	Name.....										21
12	13	14	15	16	17	18	19				20

←											😊
1											31
2											30
3											29
4											28
5											27
6											26
7											25
8											24
9											23
10											22
11	Name.....										21
12	13	14	15	16	17	18	19				20

←											😊
1											31
2											30
3											29
4											28
5											27
6											26
7											25
8											24
9											23
10											22
11	Name.....										21
12	13	14	15	16	17	18	19				20