

Bicycle Network Incorporated

ABN 41 026 835 903

Annual Financial Report - 30 June 2024

Bicycle Network Incorporated
Board members' report
30 June 2024

The board members present their report, together with the financial statements, on the incorporated association for the year ended 30 June 2024.

Board members

The following persons were board members of the incorporated association during the whole of the financial year and up to the date of this report, unless otherwise stated:

Prita Jobling-Baker
Keir Paterson (term ended 1/11/23)
Jo Curtin
James Garriock (Board President)
Jenica Brooke (term ended 1/11/23)
Emilie van de Graaff
Jennifer Lang (Co-opted on 1/2/21, Co-opted again on 16/2/23, Resigned from board 6/3/24)
Sam Butcher (Co-opted on 27/3/2023)
Darryn Webster (Elected 1/11/23)
Paul Baker (Elected 1/11/23)

Board Member	Relevant skills, experience and expertise	Appointed to the Board
James Garriock (President from November 2021)	BA, GradDipEd, Msc (Distn). GAICD. Leadership Victoria Williamson Community Leadership Program. Executive Director of Insync.	Elected in 2019, Re-elected 2022
Prita Jobling-Baker	LLB, BS (Psychology) (Hon), LLM	Elected in 2019, Re-elected 2022
Jo Curtin	BA (Media Studies) (Hons). Over 15 years NFP management and executive level administration experience.	Elected in 2015, Re-elected 2018 & 2021.
Emilie van de Graaff	Bachelor degree in Landscape Architecture, Graduate Diplomas in Management & Public Relations, Australian Institute of Company Directors	Elected in 2021
Sam Butcher	LLB (Hons), Bec, FGIA, FCIS, Grad Dip CSP, MAICD. Partner Blackhall & Pearl	Co-opted from 27/3/23
Darryn Webster	MBA, AICD, 20+ years of Technology leadership, Risk, and Governance roles	Elected 1/11/2023
Paul Baker	Diploma in Civil Engineering	Elected 1/11/2023

Board Member's emoluments

Board Members are not paid for their services to the organisation.

Meetings of directors

The number of meetings of the company's Board of Directors ("the Board") and of each Board committee held during the year ended 30 June 2024, and the number of meetings attended by each director were:

Bicycle Network Incorporated
Board members' report
30 June 2024

	Board Meetings Held	Board Meetings Attended	Audit & Risk Committee Held	Audit & Risk Committee Attended
James Garriock	9	9	4	3
Emilie van de Graaff	9	9	4	4
Prita Jobling-Baker	7	7	2	2
Jo Curtin	9	8	-	-
Jennifer Lang (resigned from board 6/3/24, A&R member)	6	6	6	5
Sam Butcher (Co-opted board member from 27/03/23)	9	8	4	2
Darryn Webster (Co-opted A&R members from 1/5/23)	6	6	6	6
Paul Baker (Elected 1/11/23)	6	6	-	-
Keir Paterson (Terms ended 1/11/23)	3	3	-	-
Jenica Brooke (Terms ended 1/11/23)	3	3	2	2

Principal activities

During the financial year 2023-24 Bicycle Network Incorporated promoted the health of the Australian community through the prevention and control of disease by "More People Cycling More Often".

By adopting established public health principles which address key determinants, our work increases the number of people who ride each week for transport and/or recreation.

Objectives and strategy for achieving the objectives

During the year, we worked to reduce the structural barriers to bicycle riding and establish a positive context in which individuals can sustain a positive change in behaviour. We worked to:

- Extend and improve on-road bicycle lanes, bicycle paths and rail trails;
- Establish bicycle parking in offices and at train stations;
- Improve legislation relating to planning new suburbs and traffic regulations;
- Enhance government strategies and policy reviews.

We worked to help individuals, organisations and communities change their behaviour using our proven and cost effective pathways including:

- Events such as the Great Victorian Bike Ride and the Around The Bay;
- Measureable behaviour change programs such as Ride to Work, Ride to School and riding to the railway station (Parkiteer).

We supported those with effective habits by providing advice and services to approximately 46,500 members and over 300,000 'Friends'.

We worked to build stronger community connections through our structured volunteer program. During the year more than 1,000 people contributed their time and skills to the vision of a healthy society where bike riding is a normal part of everyday life.

Significant changes in the state of affairs

No significant changes in the nature of these activities occurred during the financial year.

Operating result

The result from operating activities for the year was a deficit of \$1,183,364 (2023 deficit of \$1,134,839). Bicycle Network Inc. is exempt from income tax because it is categorised as a not-for-profit organisation for tax purposes.

Insurance of Officers

During the year, Bicycle Network Inc. paid a premium of \$23,916 to insure the Board Members and Officers of the organisation. The liabilities insured are legal costs that may be incurred in defending civil or criminal proceedings that may be brought against the officers in their capacity as officers of Bicycle Network Incorporated. Included also are payments arising from liabilities incurred by the officers in connection with such proceedings other than where such liabilities arise out of conduct involving a wilful breach of duty by the officers or the improper use by the officers of their position, or of information to gain advantage for themselves or someone else to cause detriment to the organisation.


Bicycle Network Incorporated
Board members' report
30 June 2024

On behalf of the Board members



James Garriock
Board President

14 October 2024



Darryn Webster
Chair, Audit & Risk Committee

Bicycle Network Incorporated

Contents

30 June 2024

Statement of profit or loss and other comprehensive income	5
Statement of financial position	6
Statement of changes in equity	7
Statement of cash flows	8
Notes to the financial statements	9
Board members' declaration	19
Independent auditor's report to the members of Bicycle Network Incorporated	20

General information

The financial statements cover Bicycle Network Incorporated as an individual entity. The financial statements are presented in Australian dollars, which is Bicycle Network Incorporated's functional and presentation currency.

Bicycle Network Incorporated is a not-for-profit incorporated association, incorporated and domiciled in Australia. Its registered office and principal place of business are:

Registered office

Level 4, 246 Bourke St
Melbourne VIC 3000

Principal place of business

Level 4, 246 Bourke St
Melbourne VIC 3000

A description of the nature of the incorporated association's operations and its principal activities are included in the board members' report, which is not part of the financial statements.

The financial statements were authorised for issue on 14 October 2024.

Bicycle Network Incorporated
Statement of profit or loss and other comprehensive income
For the year ended 30 June 2024

	Note	2024	2023
		\$	\$
Revenue			
Revenue	3	10,368,554	10,059,874
Other income	4	165,166	190,300
		<u>10,533,720</u>	<u>10,250,174</u>
Expenses			
Employee benefits		(4,124,657)	(4,142,159)
Supply and service costs		(4,119,398)	(4,080,071)
Depreciation and amortisation		(454,329)	(508,186)
Insurance		(853,426)	(948,357)
Printing and office costs		(251,529)	(226,811)
Promotion costs		(441,630)	(473,654)
Cost of merchandise		(495,631)	(409,106)
Audit, legal and consultancy		(384,594)	(400,573)
Finance costs		(81,504)	(101,918)
IT and online costs		(212,931)	(259,471)
Occupancy costs		(113,396)	(125,855)
Unrealised loss on financial assets		(79,794)	147,539
Other		(104,265)	(45,941)
		<u>(1,183,364)</u>	<u>(1,324,389)</u>
Deficit before income tax expense		(1,183,364)	(1,324,389)
Income tax expense		-	-
		<u>-</u>	<u>-</u>
Deficit after income tax expense for the year attributable to the members of Bicycle Network Incorporated		(1,183,364)	(1,324,389)
Other comprehensive income for the year, net of tax		-	-
		<u>-</u>	<u>-</u>
Total comprehensive income for the year attributable to the members of Bicycle Network Incorporated		<u>(1,183,364)</u>	<u>(1,324,389)</u>

The above statement of profit or loss and other comprehensive income should be read in conjunction with the accompanying notes

Bicycle Network Incorporated
Statement of financial position
As at 30 June 2024

	Note	2024 \$	2023 \$
Assets			
Current assets			
Cash and cash equivalents	5	3,718,189	1,748,344
Trade and other receivables	6	722,533	547,444
Inventories		82,704	73,081
Financial assets	7	1,000,000	-
Other assets	10	185,180	493,229
Total current assets		<u>5,708,606</u>	<u>2,862,098</u>
Non-current assets			
Financial assets at fair value through surplus/deficit	8	6,844	3,284,382
Property, plant and equipment	11	238,007	369,006
Right-of-use assets	9	855,621	1,177,496
Other assets	10	282,340	271,495
Total non-current assets		<u>1,382,812</u>	<u>5,102,379</u>
Total assets		<u>7,091,418</u>	<u>7,964,477</u>
Liabilities			
Current liabilities			
Trade and other payables	12	5,662,477	4,827,991
Lease liabilities	13	442,187	307,839
Provisions	14	363,949	424,264
Total current liabilities		<u>6,468,613</u>	<u>5,560,094</u>
Non-current liabilities			
Lease liabilities	13	755,293	1,354,080
Provisions	14	52,192	51,619
Total non-current liabilities		<u>807,485</u>	<u>1,405,699</u>
Total liabilities		<u>7,276,098</u>	<u>6,965,793</u>
Net assets/(liabilities)		<u>(184,680)</u>	<u>998,684</u>
Equity			
Reserves	15	15,000	15,000
Retained earnings		(199,680)	983,684
Total equity/(deficiency)		<u>(184,680)</u>	<u>998,684</u>

The above statement of financial position should be read in conjunction with the accompanying notes

Bicycle Network Incorporated
Statement of changes in equity
For the year ended 30 June 2024

	Insurance Reserve \$	Retained Surpluses \$	Total equity \$
Balance at 1 July 2022	15,000	2,308,073	2,323,073
Deficit after income tax expense for the year	-	(1,324,389)	(1,324,389)
Other comprehensive income for the year, net of tax	-	-	-
Total comprehensive income for the year	-	(1,324,389)	(1,324,389)
Balance at 30 June 2023	<u>15,000</u>	<u>983,684</u>	<u>998,684</u>
	Insurance Reserve \$	Retained Surpluses \$	Total deficiency in equity \$
Balance at 1 July 2023	15,000	983,684	998,684
Deficit after income tax expense for the year	-	(1,183,364)	(1,183,364)
Other comprehensive income for the year, net of tax	-	-	-
Total comprehensive income for the year	-	(1,183,364)	(1,183,364)
Balance at 30 June 2024	<u>15,000</u>	<u>(199,680)</u>	<u>(184,680)</u>

The above statement of changes in equity should be read in conjunction with the accompanying notes

Bicycle Network Incorporated
Statement of cash flows
For the year ended 30 June 2024

	Note	2024	2023
		\$	\$
Cash flows from operating activities			
Receipts from members and riders (inclusive of GST)		11,944,187	10,821,480
Payments to suppliers and employees (inclusive of GST)		<u>(11,952,162)</u>	<u>(12,371,945)</u>
		(7,975)	(1,550,465)
Interest received		165,166	15,763
Interest and other finance costs paid		<u>(81,504)</u>	<u>(50,972)</u>
Net cash from/(used in) operating activities		<u>75,687</u>	<u>(1,585,674)</u>
Cash flows from investing activities			
Proceeds/(payments) for investments and term deposits		2,360,052	880,653
Payments for property, plant and equipment	11	<u>(1,455)</u>	<u>(66,070)</u>
Net cash from investing activities		<u>2,358,597</u>	<u>814,583</u>
Cash flows from financing activities			
Repayment of lease liabilities		<u>(464,439)</u>	<u>(152,898)</u>
Net cash used in financing activities		<u>(464,439)</u>	<u>(152,898)</u>
Net increase/(decrease) in cash and cash equivalents		1,969,845	(923,989)
Cash and cash equivalents at the beginning of the financial year		<u>1,748,344</u>	<u>2,672,333</u>
Cash and cash equivalents at the end of the financial year	5	<u><u>3,718,189</u></u>	<u><u>1,748,344</u></u>

The above statement of cash flows should be read in conjunction with the accompanying notes

Note 1. Material accounting policy information

The accounting policies that are material to the incorporated association are set out below. The accounting policies adopted are consistent with those of the previous financial year, unless otherwise stated.

New or amended Accounting Standards and Interpretations adopted

The incorporated association has adopted all of the new or amended Accounting Standards and Interpretations issued by the Australian Accounting Standards Board ('AASB') that are mandatory for the current reporting period.

Any new or amended Accounting Standards or Interpretations that are not yet mandatory have not been early adopted.

Basis of preparation

These general purpose financial statements have been prepared in accordance with the Australian Accounting Standards - Simplified Disclosures issued by the Australian Accounting Standards Board ('AASB'), the Australian Charities and Not-for-profits Commission Act 2012 and Victorian legislation the Associations Incorporation Reform Act 2012, and associated regulations, as appropriate for not-for profit oriented entities.

Historical cost convention

The financial statements have been prepared under the historical cost convention, except for, where applicable, the revaluation of financial assets and liabilities at fair value through profit or loss, financial assets at fair value through other comprehensive income, investment properties, certain classes of property, plant and equipment and derivative financial instruments.

Critical accounting estimates

The preparation of the financial statements requires the use of certain critical accounting estimates. It also requires management to exercise its judgement in the process of applying the incorporated association's accounting policies. The areas involving a higher degree of judgement or complexity, or areas where assumptions and estimates are significant to the financial statements, are disclosed in note 2.

Revenue recognition

The incorporated association recognises revenue as follows:

Revenue is recognised either under AASB 15 or AASB 1058

Revenue from contracts with customers

Revenue is recognised at an amount that reflects the consideration to which the incorporated association is expected to be entitled in exchange for transferring goods or services to a customer. For each contract with a customer, the incorporated association: identifies the contract with a customer; identifies the performance obligations in the contract; determines the transaction price which takes into account estimates of variable consideration and the time value of money; allocates the transaction price to the separate performance obligations on the basis of the relative stand-alone selling price of each distinct good or service to be delivered; and recognises revenue when or as each performance obligation is satisfied in a manner that depicts the transfer to the customer of the goods or services promised.

Sale of goods

Revenue from the sale of goods is recognised at the point in time when the customer obtains control of the goods, which is generally at the time of delivery.

Grant income

Income from grants that are enforceable and with sufficiently specific performance obligations are accounted for under AASB 15 as revenue from contracts with customers, with revenue recognised as these performance obligations are met. Where there is a difference between the timing of the receipt of the grant and the satisfaction of the performance obligations, it will result in the recognition of a receivable, contract asset or contract liability.

AASB 1058 requires that where there are no contracted performance obligations, revenue is recognised when received.

Capital Grants

Capital grants received under an enforceable agreement to enable the company to acquire or construct an item of property, plant and equipment to identified specifications which will be controlled by the incorporated association (once complete) are recognised as revenue as and when the obligation to construct or purchase is completed.

For acquisitions of assets, the revenue is recognised when the asset is acquired and controlled by the incorporated association.

Note 1. Material accounting policy information (continued)

Interest

Interest revenue is recognised as interest accrues using the effective interest method. This is a method of calculating the amortised cost of a financial asset and allocating the interest income over the relevant period using the effective interest rate, which is the rate that exactly discounts estimated future cash receipts through the expected life of the financial asset to the net carrying amount of the financial asset.

Other revenue

Other revenue is recognised when it is received or when the right to receive payment is established.

Income tax

As the incorporated association is a charitable institution in terms of subsection 50-5 of the Income Tax Assessment Act 1997, as amended, it is exempt from paying income tax.

Current and non-current classification

Assets and liabilities are presented in the statement of financial position based on current and non-current classification.

An asset is classified as current when: it is either expected to be realised or intended to be sold or consumed in the incorporated association's normal operating cycle; it is held primarily for the purpose of trading; it is expected to be realised within 12 months after the reporting period; or the asset is cash or cash equivalent unless restricted from being exchanged or used to settle a liability for at least 12 months after the reporting period. All other assets are classified as non-current.

A liability is classified as current when: it is either expected to be settled in the incorporated association's normal operating cycle; it is held primarily for the purpose of trading; it is due to be settled within 12 months after the reporting period; or there is no unconditional right to defer the settlement of the liability for at least 12 months after the reporting period. All other liabilities are classified as non-current.

Deferred tax assets and liabilities are always classified as non-current.

Cash and cash equivalents

Cash and cash equivalents includes cash on hand, deposits held at call with financial institutions, other short-term, highly liquid investments with original maturities of three months or less that are readily convertible to known amounts of cash and which are subject to an insignificant risk of changes in value.

Trade and other receivables

Trade receivables are initially recognised at fair value and subsequently measured at amortised cost using the effective interest method, less any allowance for expected credit losses. Trade receivables are generally due for settlement within 30 days.

The incorporated association has applied the simplified approach to measuring expected credit losses, which uses a lifetime expected loss allowance. To measure the expected credit losses, trade receivables have been grouped based on days overdue.

Inventories

Stock on hand is stated at the lower of cost and net realisable value. Cost comprises of purchase and delivery costs, net of rebates and discounts received or receivable.

Net realisable value is the estimated selling price in the ordinary course of business less the estimated costs of completion and the estimated costs necessary to make the sale.

Investments and other financial assets

Investments and other financial assets are initially measured at fair value. Transaction costs are included as part of the initial measurement, except for financial assets at fair value through profit or loss. Such assets are subsequently measured at either amortised cost or fair value depending on their classification. Classification is determined based on both the business model within which such assets are held and the contractual cash flow characteristics of the financial asset unless an accounting mismatch is being avoided.

Note 1. Material accounting policy information (continued)

Financial assets are derecognised when the rights to receive cash flows have expired or have been transferred and the incorporated association has transferred substantially all the risks and rewards of ownership. When there is no reasonable expectation of recovering part or all of a financial asset, its carrying value is written off.

Financial assets at fair value through profit or loss

Financial assets not measured at amortised cost or at fair value through other comprehensive income are classified as financial assets at fair value through profit or loss. Typically, such financial assets will be either: (i) held for trading, where they are acquired for the purpose of selling in the short-term with an intention of making a profit, or a derivative; or (ii) designated as such upon initial recognition where permitted. Fair value movements are recognised in profit or loss.

Property, plant and equipment

Plant and equipment is stated at historical cost less accumulated depreciation and impairment. Historical cost includes expenditure that is directly attributable to the acquisition of the items.

Depreciation is calculated on a straight-line basis to write off the net cost of each item of property, plant and equipment over their expected useful lives as follows:

Leasehold fit-out costs	10-25%
Leased office equipment	20%
Office equipment	20-33%
Rides equipment	30%
Catering equipment	10-30%
Furniture & fittings	20-25%

The residual values, useful lives and depreciation methods are reviewed, and adjusted if appropriate, at each reporting date.

Leasehold improvements are depreciated over the unexpired period of the lease or the estimated useful life of the assets, whichever is shorter.

An item of property, plant and equipment is derecognised upon disposal or when there is no future economic benefit to the incorporated association. Gains and losses between the carrying amount and the disposal proceeds are taken to profit or loss.

Right-of-use assets

A right-of-use asset is recognised at the commencement date of a lease. The right-of-use asset is measured at cost, which comprises the initial amount of the lease liability, adjusted for, as applicable, any lease payments made at or before the commencement date net of any lease incentives received, any initial direct costs incurred, and, except where included in the cost of inventories, an estimate of costs expected to be incurred for dismantling and removing the underlying asset, and restoring the site or asset.

Right-of-use assets are depreciated on a straight-line basis over the unexpired period of the lease or the estimated useful life of the asset, whichever is the shorter. Where the incorporated association expects to obtain ownership of the leased asset at the end of the lease term, the depreciation is over its estimated useful life. Right-of use assets are subject to impairment or adjusted for any remeasurement of lease liabilities.

The incorporated association has elected not to recognise a right-of-use asset and corresponding lease liability for short-term leases with terms of 12 months or less and leases of low-value assets. Lease payments on these assets are expensed to profit or loss as incurred.

Impairment of non-financial assets

Non-financial assets are reviewed for impairment whenever events or changes in circumstances indicate that the carrying amount may not be recoverable. An impairment loss is recognised for the amount by which the asset's carrying amount exceeds its recoverable amount.

Recoverable amount is the higher of an asset's fair value less costs of disposal and value-in-use. The value-in-use is the present value of the estimated future cash flows relating to the asset using a pre-tax discount rate specific to the asset or cash-generating unit to which the asset belongs. Assets that do not have independent cash flows are grouped together to form a cash-generating unit.

Note 1. Material accounting policy information (continued)

Trade and other payables

These amounts represent liabilities for goods and services provided to the incorporated association prior to the end of the financial year and which are unpaid. Due to their short-term nature they are measured at amortised cost and are not discounted. The amounts are unsecured and are usually paid within 30 days of recognition.

Lease liabilities

A lease liability is recognised at the commencement date of a lease. The lease liability is initially recognised at the present value of the lease payments to be made over the term of the lease, discounted using the interest rate implicit in the lease or, if that rate cannot be readily determined, the incorporated association's incremental borrowing rate. Lease payments comprise of fixed payments less any lease incentives receivable, variable lease payments that depend on an index or a rate, amounts expected to be paid under residual value guarantees, exercise price of a purchase option when the exercise of the option is reasonably certain to occur, and any anticipated termination penalties. The variable lease payments that do not depend on an index or a rate are expensed in the period in which they are incurred.

Lease liabilities are measured at amortised cost using the effective interest method. The carrying amounts are remeasured if there is a change in the following: future lease payments arising from a change in an index or a rate used; residual guarantee; lease term; certainty of a purchase option and termination penalties. When a lease liability is remeasured, an adjustment is made to the corresponding right-of-use asset, or to profit or loss if the carrying amount of the right-of-use asset is fully written down.

Provisions

Provisions are recognised when the incorporated association has a present (legal or constructive) obligation as a result of a past event, it is probable the incorporated association will be required to settle the obligation, and a reliable estimate can be made of the amount of the obligation. The amount recognised as a provision is the best estimate of the consideration required to settle the present obligation at the reporting date, taking into account the risks and uncertainties surrounding the obligation. If the time value of money is material, provisions are discounted using a current pre-tax rate specific to the liability. The increase in the provision resulting from the passage of time is recognised as a finance cost.

Employee benefits

Short-term employee benefits

Liabilities for wages and salaries, including non-monetary benefits, annual leave and long service leave expected to be settled wholly within 12 months of the reporting date are measured at the amounts expected to be paid when the liabilities are settled.

Other long-term employee benefits

The liability for annual leave and long service leave not expected to be settled within 12 months of the reporting date are measured at the present value of expected future payments to be made in respect of services provided by employees up to the reporting date using the projected unit credit method. Consideration is given to expected future wage and salary levels, experience of employee departures and periods of service. Expected future payments are discounted using market yields at the reporting date on national government bonds with terms to maturity and currency that match, as closely as possible, the estimated future cash outflows.

Fair value measurement

When an asset or liability, financial or non-financial, is measured at fair value for recognition or disclosure purposes, the fair value is based on the price that would be received to sell an asset or paid to transfer a liability in an orderly transaction between market participants at the measurement date; and assumes that the transaction will take place either: in the principal market; or in the absence of a principal market, in the most advantageous market.

Fair value is measured using the assumptions that market participants would use when pricing the asset or liability, assuming they act in their economic best interests. For non-financial assets, the fair value measurement is based on its highest and best use. Valuation techniques that are appropriate in the circumstances and for which sufficient data are available to measure fair value, are used, maximising the use of relevant observable inputs and minimising the use of unobservable inputs.

Goods and Services Tax ('GST') and other similar taxes

Revenues, expenses and assets are recognised net of the amount of associated GST, unless the GST incurred is not recoverable from the tax authority. In this case it is recognised as part of the cost of the acquisition of the asset or as part of the expense.

Bicycle Network Incorporated
Notes to the financial statements
30 June 2024

Note 1. Material accounting policy information (continued)

Receivables and payables are stated inclusive of the amount of GST receivable or payable. The net amount of GST recoverable from, or payable to, the tax authority is included in other receivables or other payables in the statement of financial position.

Cash flows are presented on a gross basis. The GST components of cash flows arising from investing or financing activities which are recoverable from, or payable to the tax authority, are presented as operating cash flows.

Commitments and contingencies are disclosed net of the amount of GST recoverable from, or payable to, the tax authority.

Note 2. Critical accounting judgements, estimates and assumptions

The preparation of the financial statements requires management to make judgements, estimates and assumptions that affect the reported amounts in the financial statements. Management continually evaluates its judgements and estimates in relation to assets, liabilities, contingent liabilities, revenue and expenses. Management bases its judgements, estimates and assumptions on historical experience and on other various factors, including expectations of future events, management believes to be reasonable under the circumstances. The resulting accounting judgements and estimates will seldom equal the related actual results. The judgements, estimates and assumptions that have a significant risk of causing a material adjustment to the carrying amounts of assets and liabilities (refer to the respective notes) within the next financial year are discussed below.

Employee benefits provision

As discussed in note 1, the liability for employee benefits expected to be settled more than 12 months from the reporting date are recognised and measured at the present value of the estimated future cash flows to be made in respect of all employees at the reporting date. In determining the present value of the liability, estimates of attrition rates and pay increases through promotion and inflation have been taken into account.

Note 3. Revenue

	2024 \$	2023 \$
Rides revenue	4,549,163	3,964,841
Membership fees, income and donations	3,405,133	3,251,637
Campaigns revenue	744,941	560,966
Behaviour change programs	1,051,267	1,747,120
Other products and services	618,050	535,310
	<u>10,368,554</u>	<u>10,059,874</u>

Disaggregation of revenue

The disaggregation of revenue from contracts with customers is as follows:

	2024 \$	2023 \$
<i>Geographical regions</i>		
Australia	<u>10,368,554</u>	<u>10,059,874</u>

Note 4. Other income

	2024 \$	2023 \$
Investment income	98,982	174,537
Interest income	66,184	15,763
	<u>165,166</u>	<u>190,300</u>

Bicycle Network Incorporated
Notes to the financial statements
30 June 2024

Note 5. Cash and cash equivalents

	2024	2023
	\$	\$
<i>Current assets</i>		
Cash at bank and on hand	1,703,729	744,902
Deposits at call	2,014,460	1,003,442
	<u>3,718,189</u>	<u>1,748,344</u>

Note 6. Trade and other receivables

	2024	2023
	\$	\$
<i>Current assets</i>		
Trade debtors	555,136	459,655
Other receivables	167,397	87,789
	<u>722,533</u>	<u>547,444</u>

Note 7. Financial assets

	2024	2023
	\$	\$
<i>Current assets</i>		
Term deposit	1,000,000	-
	<u>1,000,000</u>	<u>-</u>

Note 8. Financial assets at fair value through surplus/deficit

	2024	2023
	\$	\$
<i>Non-current assets</i>		
Financial assets at fair value through surplus/deficit	6,844	3,284,382
	<u>6,844</u>	<u>3,284,382</u>

Note 9. Right-of-use assets

	2024	2023
	\$	\$
<i>Non-current assets</i>		
Right-of-use assets - premises	1,795,930	1,795,930
Less: Accumulated depreciation	(940,309)	(618,434)
	<u>855,621</u>	<u>1,177,496</u>

There were no additions to the right-of-use assets during the year (2023:\$198,715) and depreciation charged to profit or loss was \$321,875 (2023: \$245,921).

The incorporated association leases buildings for its offices and warehouses under agreements of between 2 to 5 years with, in some cases, options to extend. The leases have various escalation clauses. On renewal, the terms of the leases are renegotiated.

The incorporated association leases premises under agreements of 1 year or less . These leases are either short-term or low-value, so have been expensed as incurred and not capitalised as right-of-use assets.

Bicycle Network Incorporated
Notes to the financial statements
30 June 2024

Note 9. Right-of-use assets (continued)

Reconciliations

Reconciliations of the written down values at the beginning and end of the current financial year are set out below:

	Right of Use Premises \$
Balance at 1 July 2023	1,177,496
Depreciation expense	<u>(321,875)</u>
Balance at 30 June 2024	<u><u>855,621</u></u>

Note 10. Other assets

	2024 \$	2023 \$
<i>Current assets</i>		
Prepaid expenses	119,031	76,383
Prepaid ride expenses	<u>66,149</u>	<u>416,846</u>
	185,180	493,229
<i>Non-current assets</i>		
Other non-current assets	<u>282,340</u>	<u>271,495</u>
	<u><u>467,520</u></u>	<u><u>764,724</u></u>

Note 11. Property, plant and equipment

	2024 \$	2023 \$
<i>Non-current assets</i>		
Leasehold improvements - at cost	165,463	165,463
Less: Accumulated depreciation	<u>(85,696)</u>	<u>(48,855)</u>
	79,767	116,608
Plant and equipment - at cost	2,745,137	2,743,682
Less: Accumulated depreciation	<u>(2,586,897)</u>	<u>(2,491,284)</u>
	158,240	252,398
	<u><u>238,007</u></u>	<u><u>369,006</u></u>

Reconciliations

Reconciliations of the written down values at the beginning and end of the current financial year are set out below:

	Leasehold Improvements \$	Plant and Equipment \$	Total \$
Balance at 1 July 2023	116,608	252,398	369,006
Additions	-	1,455	1,455
Depreciation expense	<u>(36,841)</u>	<u>(95,613)</u>	<u>(132,454)</u>
Balance at 30 June 2024	<u><u>79,767</u></u>	<u><u>158,240</u></u>	<u><u>238,007</u></u>

Bicycle Network Incorporated
Notes to the financial statements
30 June 2024

Note 12. Trade and other payables

	2024	2023
	\$	\$
<i>Current liabilities</i>		
Trade payables	272,414	253,205
Other payables	585,065	304,032
Unexpired membership fees	1,182,877	1,245,381
Prepaid ride and other fees	2,287,171	1,662,873
Parkiteer deposits	1,334,950	1,362,500
	<u>5,662,477</u>	<u>4,827,991</u>

Note 13. Lease liabilities

	2024	2023
	\$	\$
<i>Current liabilities</i>		
Lease liability	<u>442,187</u>	<u>307,839</u>
<i>Non-current liabilities</i>		
Lease liability	<u>755,293</u>	<u>1,354,080</u>
	<u>1,197,480</u>	<u>1,661,919</u>
<i>Future lease payments</i>		
Future lease payments are due as follows:		
Within one year	481,025	371,961
One to five years	785,247	1,438,256
Less future finance charges	<u>(68,792)</u>	<u>(148,298)</u>
	<u>1,197,480</u>	<u>1,661,919</u>

Note 14. Provisions

	2024	2023
	\$	\$
<i>Current liabilities</i>		
Annual leave	240,057	283,387
Long service leave	113,892	140,877
Lease make good	10,000	-
	<u>363,949</u>	<u>424,264</u>
<i>Non-current liabilities</i>		
Long service leave	<u>52,192</u>	<u>51,619</u>
	<u>416,141</u>	<u>475,883</u>

Note 15. Reserves

	2024	2023
	\$	\$
Insurance reserve	<u>15,000</u>	<u>15,000</u>

Bicycle Network Incorporated
Notes to the financial statements
30 June 2024

Note 15. Reserves (continued)

Nature and purpose of Reserve:

The Insurance Reserve recognises the potential liability that may arise from Bicycle Network self-insuring a maximum of \$15,000 of the excess on rider insurance claims.

Note 16. Key management personnel disclosures

Compensation

The aggregate compensation made to board members and other members of key management personnel of the incorporated association is set out below:

	2024 \$	2023 \$
Aggregate compensation	<u>1,249,405</u>	<u>1,269,488</u>

Note 17. Remuneration of auditors

During the financial year the following fees were paid or payable for services provided by , the auditor of the incorporated association:

	2024 \$	2023 \$
<i>Audit services -</i>		
Audit of the financial statements	<u>24,000</u>	<u>23,000</u>
<i>Other services -</i>		
Preparation of the financial statements	3,000	3,000
Grant Acquittals	<u>1,900</u>	<u>1,200</u>
	<u>4,900</u>	<u>4,200</u>
	<u>28,900</u>	<u>27,200</u>

Note 18. Contingent liabilities

Bicycle Network Inc. is self-insuring for an excess in the event that claims are received on the liability policy for a claim or injury sustained during the year ended 30 June 2024. Claims are expected to be made up to three years after the accident. The excess for the 2024 year is \$0 (2022: \$0). Therefore, the reserve of \$15,000 (2022: \$15,000) as disclosed in Note 15 has been formed.

Note 19. Related party transactions

Transactions with related parties

There were no transactions with related parties during the current and previous financial year.

Receivable from and payable to related parties

There were no trade receivables from or trade payables to related parties at the current and previous reporting date.

Loans to/from related parties

There were no loans to or from related parties at the current and previous reporting date.

Other related party disclosure

Bicycle Network is the official trading name of Bicycle Network Incorporated.

Note 20. Events after the reporting period

No matter or circumstance has arisen since 30 June 2024 that has significantly affected, or may significantly affect the incorporated association's operations, the results of those operations, or the incorporated association's state of affairs in future financial years.

Bicycle Network Incorporated
Board members' declaration
30 June 2024


In the board members' opinion:

- the attached financial statements and notes comply with the Australian Accounting Standards - Simplified Disclosures, the Australian Charities and Not-for-profits Commission Act 2012 and Victorian legislation the Associations Incorporation Reform Act 2012, and associated regulations;
- the attached financial statements and notes give a true and fair view of the incorporated association's financial position as at 30 June 2024 and of its performance for the financial year ended on that date; and
- there are reasonable grounds to believe that the incorporated association will be able to pay its debts as and when they become due and payable.

On behalf of the board members



James Garriock
Board President



Darryn Webster
Chair, Audit & Risk Committee

14 October 2024

Independent auditor's report to the members of Bicycle Network Incorporated

Report on the audit of the financial report



Our opinion on the financial report

In our opinion, the accompanying financial report of Bicycle Network Incorporated (the Association) has been prepared in accordance with Division 60 of the *Australian Charities and Not-for-profits Commission Act 2012*, including:

- giving a true and fair view of the Bicycle Network Incorporated financial position as at 30 June 2024 and of its financial performance for the year then ended; and
- complying with Australian Accounting Standards to the extent described in Note 1, and Division 60 of the *Australian Charities and Not-for-profits Commission Regulations 2022*.

What was audited?

We have audited the financial report of the Bicycle Network Incorporated, which comprises

- the statement of financial position as at 30 June 2024,
- the statement of profit or loss and other comprehensive income for the year then ended,
- the statement of changes in equity for the year then ended,
- the statement of cash flows for the year then ended,
- notes to the financial statements, including material accounting policy information, and
- the Board members' declaration.

Basis for opinion

We conducted our audit in accordance with Australian Auditing Standards. Our responsibilities under those standards are further described in the *Auditor's responsibilities for the audit of the financial report* section of our report. We are independent of the Bicycle Network Incorporated in accordance with the auditor independence requirements of the *Australian Charities and Not-for-profits Commission Act 2012* (ACNC Act) and the ethical requirements of the Accounting Professional and Ethical Standards Board's *APES 110 Code of Ethics for Professional Accountants (including Independence Standards)* (the Code) that are relevant to our audit of the financial report in Australia. We have also fulfilled our other ethical responsibilities in accordance with the Code.

We believe that the audit evidence we have obtained is sufficient and appropriate to provide a basis for our opinion.

Other information

The Bicycle Network Incorporated are responsible for the other information. The other information comprises the information included in the Bicycle Network Incorporated's annual report for the year ended 30 June 2024, but does not include the financial report and our auditor's report thereon.

Our opinion on the financial report does not cover the other information and accordingly we do not express any form of assurance conclusion thereon.

In connection with our audit of the financial report, our responsibility is to read the other information and, in doing so, consider whether the other information is materially inconsistent with the financial report, or our knowledge obtained in the audit or otherwise appears to be materially misstated.

If, based on the work we have performed, we conclude that there is a material misstatement of this other information, we are required to report that fact. We have nothing to report in this regard.

Responsibilities of the Management and Those Charged with Governance for the financial report

The Management and Those Charged with Governance of the Bicycle Network Incorporated are responsible for the preparation of the financial report that gives a true and fair view and have determined that the basis of preparation described in Note 1 to the financial report is appropriate to meet the requirements of the ACNC Act and the needs of the members. The Management and Those Charged with Governance responsibility also includes such internal control as the Management and Those Charged with Governance determine is necessary to enable the preparation of the financial report that gives a true and fair view and is free from material misstatement, whether due to fraud or error.

In preparing the financial report, the Management and Those Charged with Governance are responsible for assessing the Bicycle Network Incorporated's ability to continue as a going concern, disclosing, as applicable, matters related to going concern and using the going concern basis of accounting unless the Management and Those Charged with Governance either intend to liquidate the Bicycle Network Incorporated or to cease operations, or have no realistic alternative but to do so.

The Management and Those Charged with Governance are responsible for overseeing Bicycle Network Incorporated's financial reporting process.

Auditor's responsibilities for the audit of the financial report

Our objectives are to obtain reasonable assurance about whether the financial report as a whole is free from material misstatement, whether due to fraud or error, and to issue an auditor's report that includes our opinion. Reasonable assurance is a high level of assurance but is not a guarantee that an audit conducted in accordance with Australian Auditing Standards will always detect a material misstatement when it exists. Misstatements can arise from fraud or error and are considered material if, individually or in the aggregate, they could reasonably be expected to influence the economic decisions of users taken on the basis of this financial report.


A further description of our responsibilities for the audit of the financial report is located at the Auditing and Assurance Standards Board website at:

https://www.auasb.gov.au/auditors_responsibilities/ar4.pdf

This description forms part of our auditor's report.



William Buck Audit (Vic) Pty Ltd
ABN 59 116 151 136



C. L. Sweeney

Director

Melbourne, 15 October 2024